# Landssamband smábátaeigenda

## veiðiráðgjöf HAFRÓ 2010/2011

ÖP/09.07.2010

LANDSSAMBAND
smábátaeigenda

# Tillögur LS – 2010 / 2011

| | *Tillögur LS* | Tillaga HAFRÓ 2010/2011 | FRÁVIK LS og Hafró | Leyfilegur heildarafli 2009/2010 | Tillaga HAFRÓ 2009/2010 |
|---|---|---|---|---|---|
| Þorskur | *200 þús tonn* | 160.000 | 33% | 150.000 | 150.000 |
| Ýsa | *70 þús tonn* | 45.000 | 11% | 63.000 | 57.000 |
| Ufsi | *65 þús tonn* | 40.000 | 30% | 50.000 | 35.000 |
| Steinbítur | *13 þús tonn* | 8.500 | 8% | 12.000 | 10.000 |
| Langa | *9.000 tonn* | 7.500 | 29% | 7.000 | 6.000 |
| Keila | *7.500 tonn* | 6.000 | 36% | 5.500 | 5.000 |

| Samanburður á mælingum veiði- og hrygningarstofns | Veiðistofn | | | Hrygningarstofn | | |
|---|---|---|---|---|---|---|
| | 2009 | 2010 | 2011 | 2009 | 2010 | 2011 |
| Skýrsla Hafró 2009 | 702 | 722 | | 223 | 239 | |
| Skýrsla Hafró 2010 | 793 | 846 | 902 | 254 | 300 | 325 |

Úr ástandsskýrslu HAFRÓ 2009

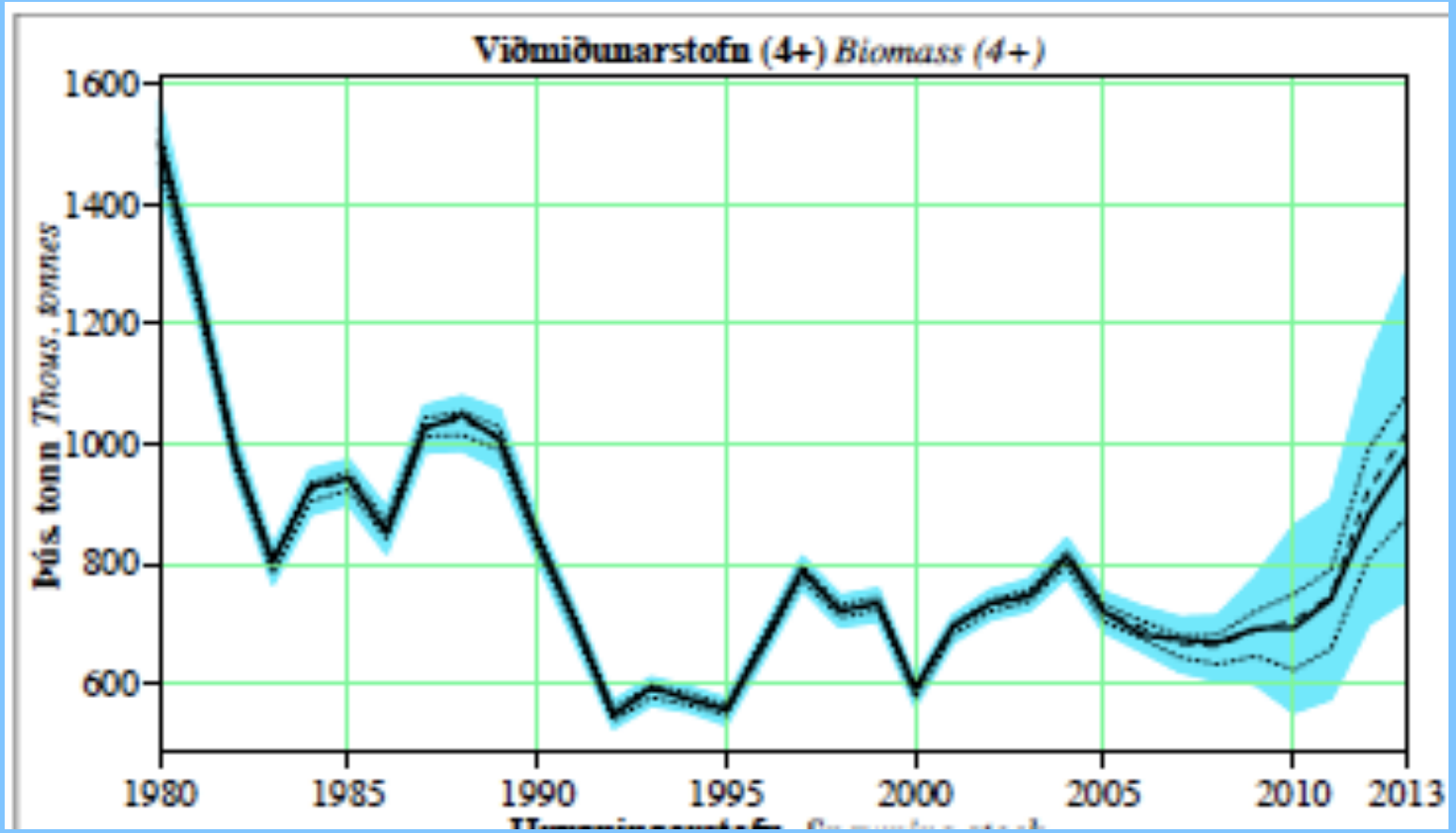

# Styrkleiki árganga - nýliðun

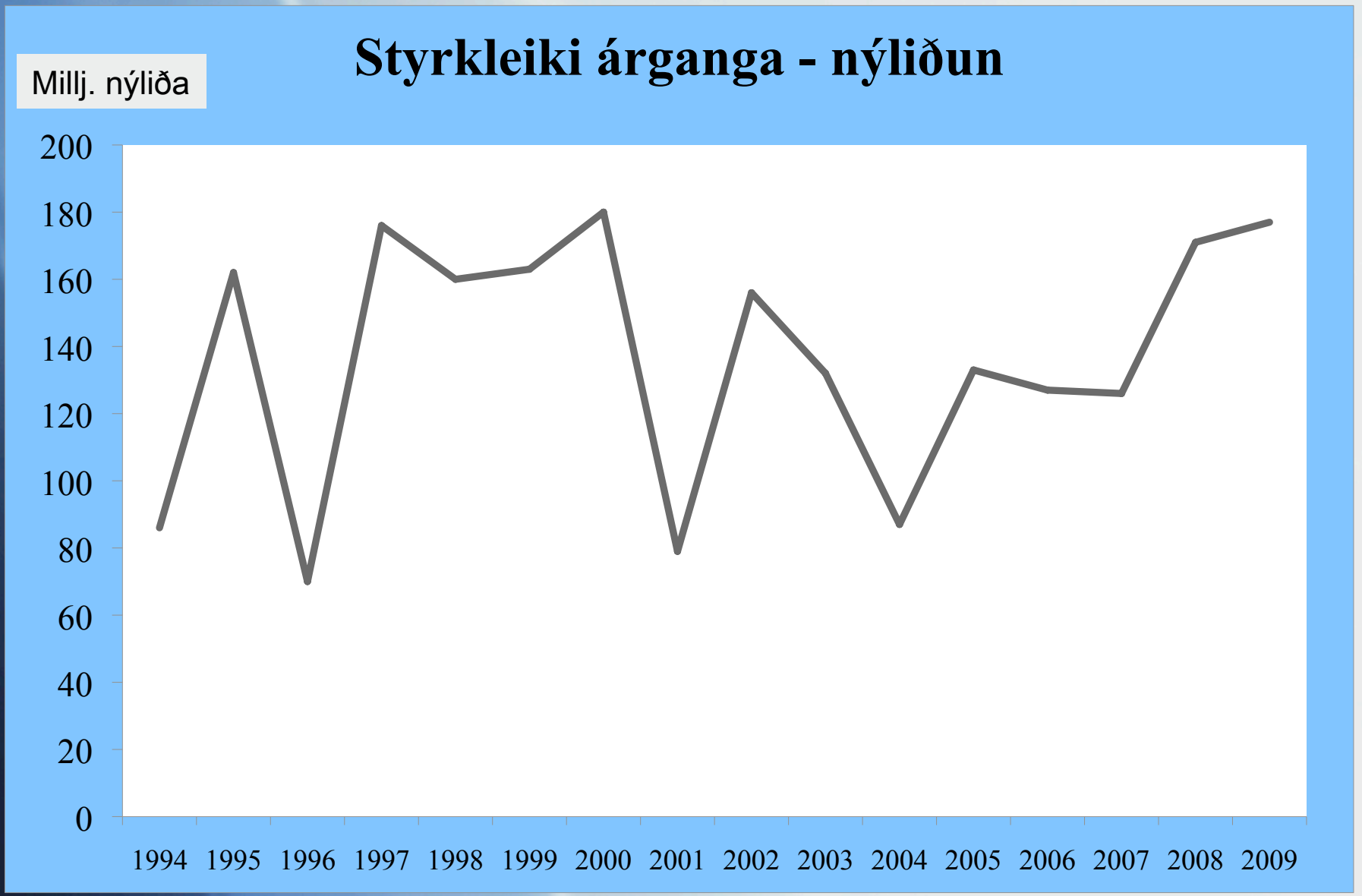

Úr ástandsskýrslu HAFRÓ 2009

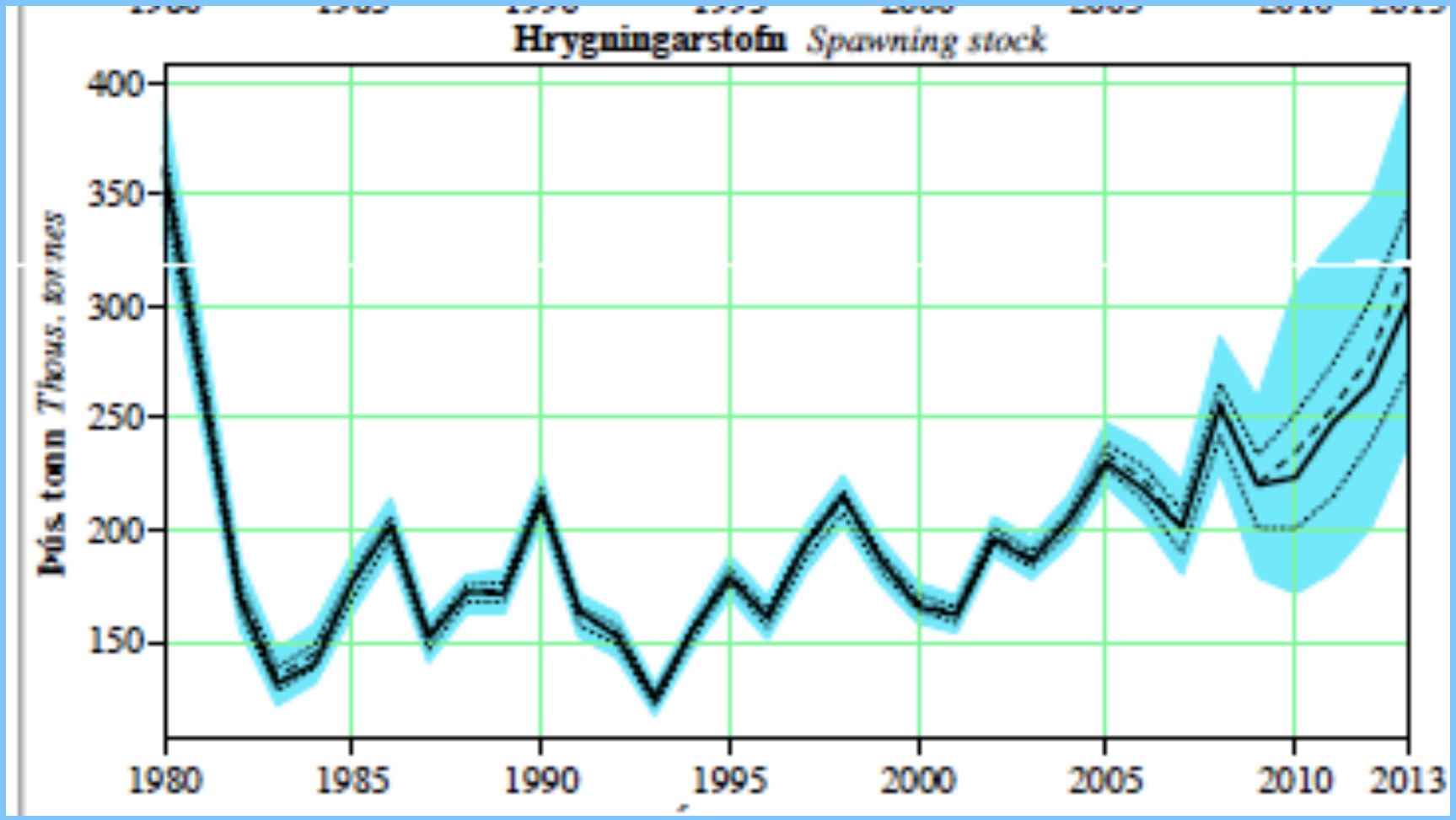

Frá og með árinu 1993 hefur hrygningarstofn verið í vexti. 2010 mælist hann 300 þús. tonn og hefur ekki verið stærri síðan 1981 en þá var þorskaflinn 461 þús. tonn

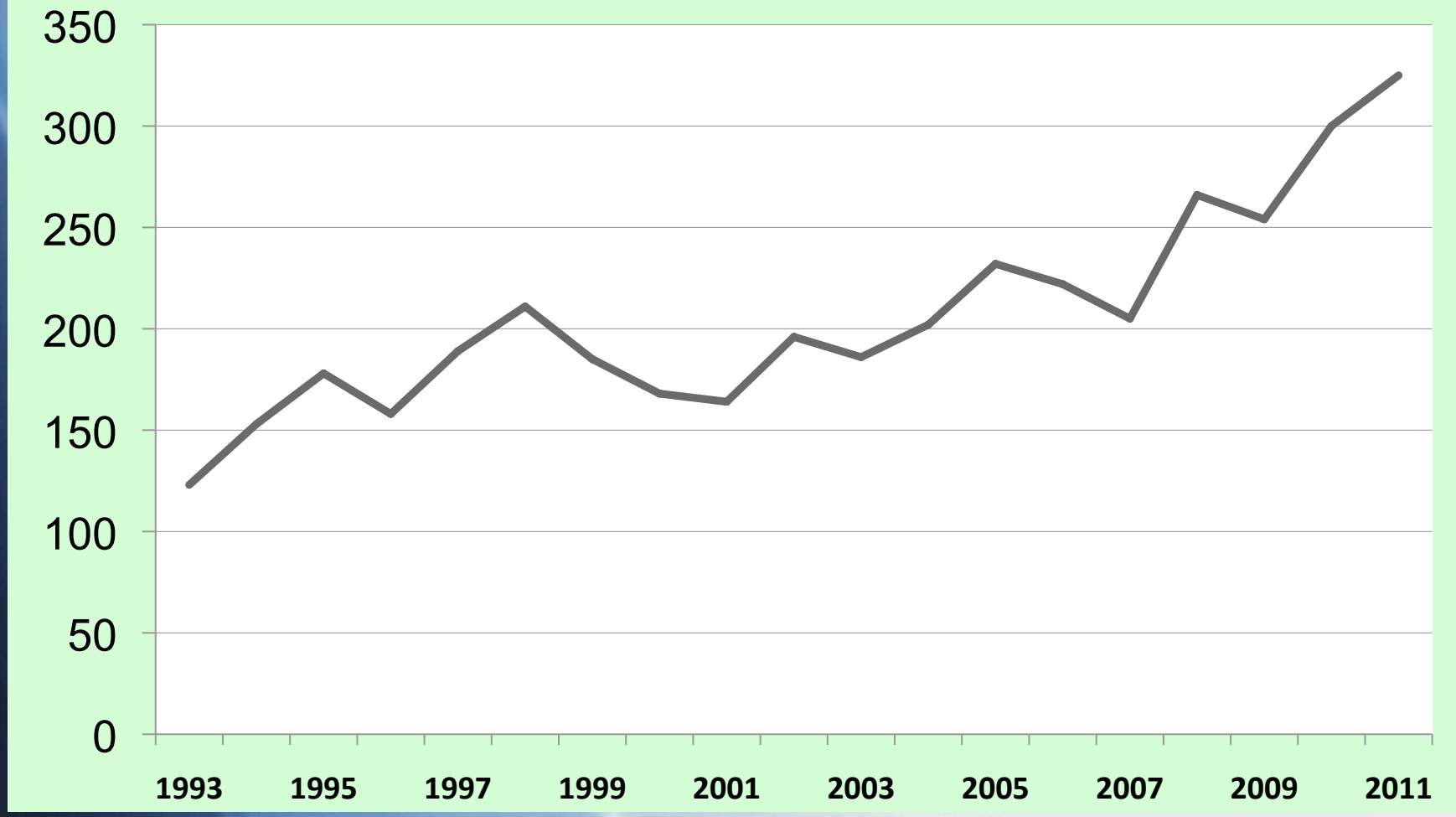

Frá og með árinu 2008 hefur veiðistofn verið í vexti. 2011 er hann áætlaður 902 þús. tonn en hærri tala hefur ekki sést í rúm 20 ár, eða frá 1989 þegar hann mældist milljón tonn

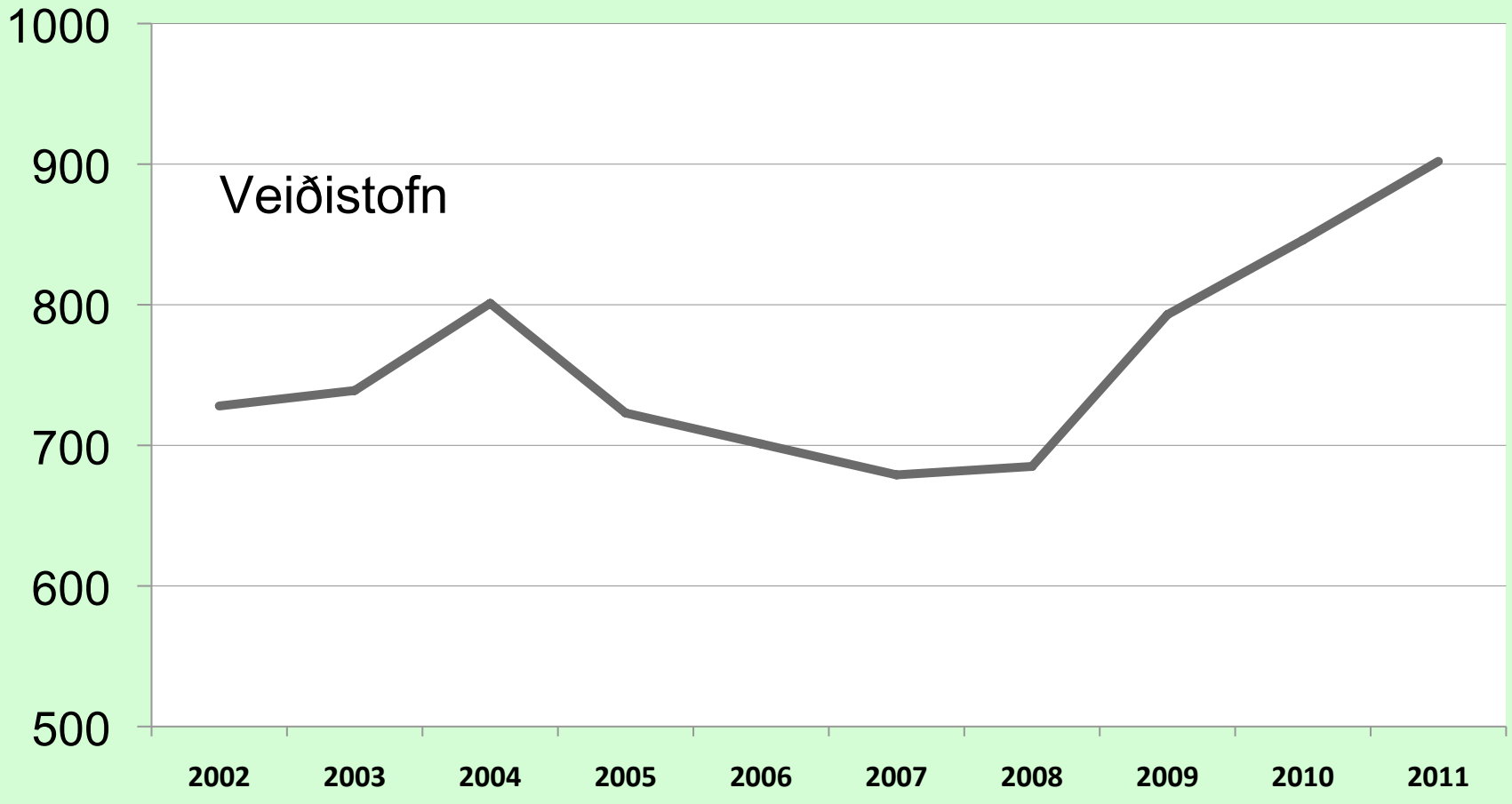

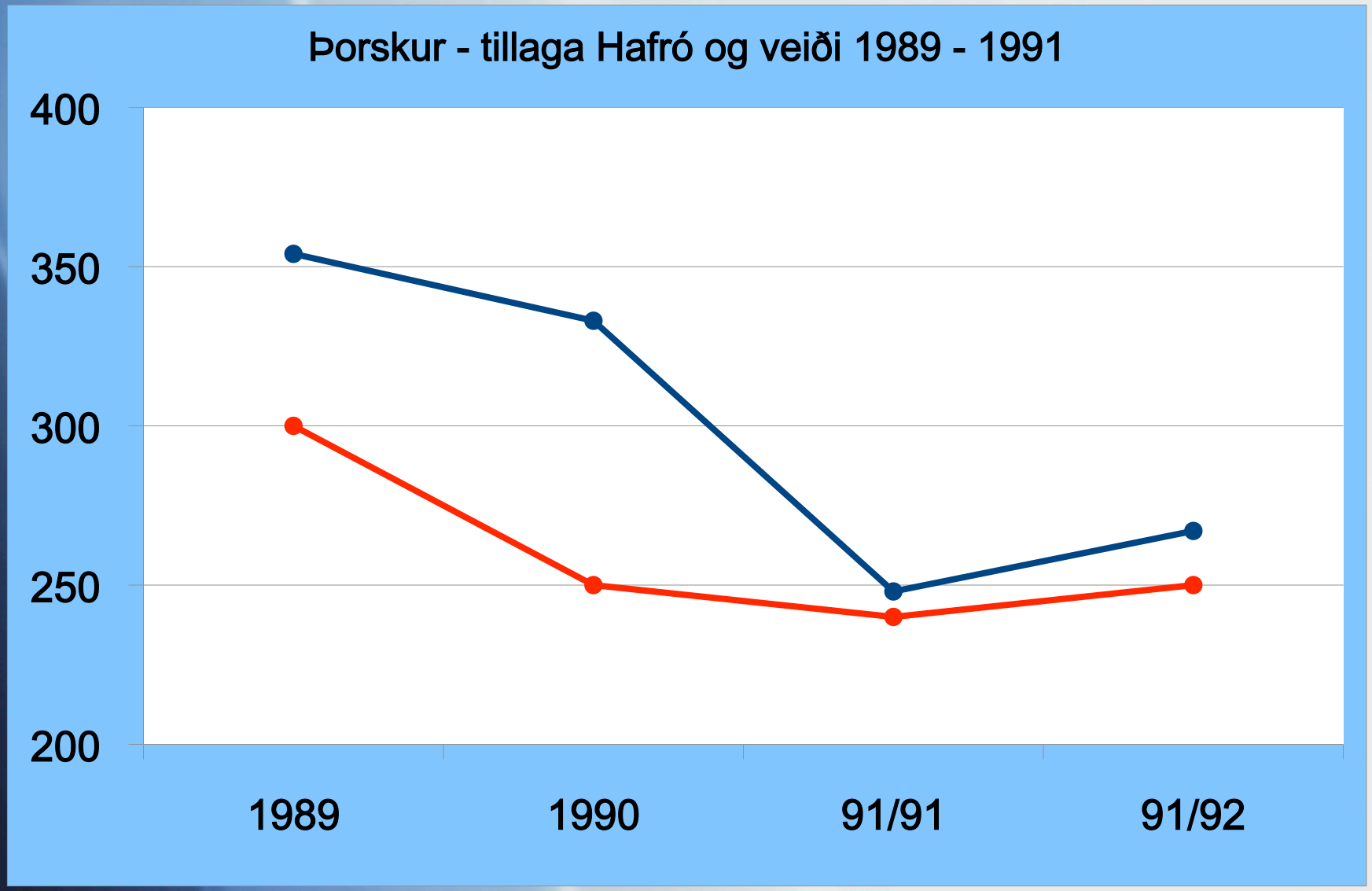
Þorskur - tillaga Hafró og veiði 1989 - 1991
400
350
300
250
200
1989
1990
91/91
91/92

# stofnar sjávar 2009/2010 — aflahorfur 2010/2011

**TAFLA 2.1.2**

**ÞORSKUR. Áhrif mismunandi aflahámarks á áætlaða stærð stofnsins (þús. tonna) árið 2012.**

*COD. Projection of stock and spawning stock biomass (thous. tonnes) in 2012 for different management strategies.*

| 2010 | | | | 2011 | | | | 2012 | |
|---|---|---|---|---|---|---|---|---|---|
| Áætlaður afli *Pred. landings* | Stofn 4+ *Stock4+* | Hrygn. stofn *Spawn.stock* | $F^{1)}$ | Aflahá-mark *TAC* | Stofn 4+ *Stock4+* | Hrygn. stofn *Spawn.Stock* | $F^{1)}$ | Stofn 4+ *Stock4+* | Hrygn. stofn *Spawn.stock* |
| 152 | 846 | 300 | 0.29 | 100 | 904 | 344 | 0.17 | 1096 | 437 |
| | | | | $160^{2)}$ | 904 | 327 | 0.28 | 1025 | 371 |
| | | | | 200 | 904 | 315 | 0.36 | 979 | 333 |

| 2011 | | | | 2012 | |
|---|---|---|---|---|---|
| Aflahá-mark *TAC* | Stofn 4+ *Stock4+* | Hrygn. stofn *Spawn.Stock* | *F*[1)] | Stofn 4+ *Stock4+* | Hrygn. stofn *Spawn.stock* |
| 100 | 904 | 344 | 0.17 | 1096 | 437 |
| 160[2)] | 904 | 327 | 0.28 | 1025 | 371 |
| 200 | 904 | 315 | 0.36 | 979 | 333 |